



Wolters Kluwer:  
Ovid LWW Medknow

EISZ Titkárság  
MTA Könyvtár és Információs Központ  
28<sup>th</sup> APR



Wolters Kluwer

# Health Learning, Research & Practice

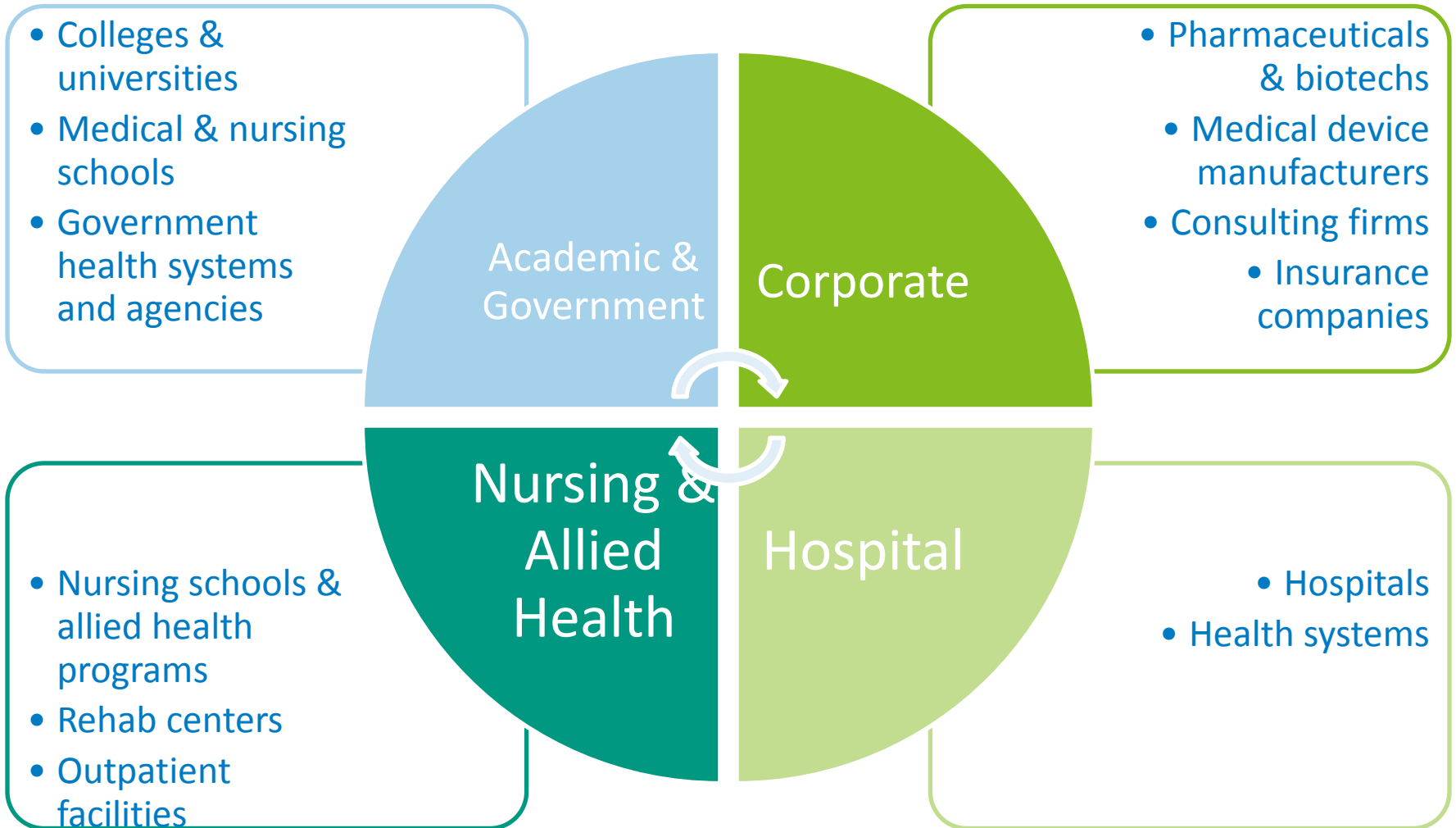
## Ovid, LWW, Medknow Unparalleled Global Reach:



- Customers in 186 countries across Ovid, LWW, Medknow
- Local – Global coverage with a network of 22 field offices and distributor channels
- ~100 Ovid sales reps
- 20 Ad Sales reps
- 60 member customer support team

# Ovid

# Ovid Institutional Markets



# What is on Ovid?

Over 5,500 Books, including:

- A Practical Guide to Fetal Echocardiography: Normal and Abnormal Hearts, 3e
- Josephson's Clinical Cardiac Electrophysiology, 5e
- Cancer: Principles and Practice of Oncology, 10e
- Intraocular Tumours: An Atlas and Textbook, 3e
- Master Techniques in Orthopaedic Surgery: The Hip, 3e
- Advances in Surgical Pathology: Bladder Cancer

The screenshot shows the Ovid search results for books starting with 'W'. On the left is a navigation grid with letters A through Z and a '#' symbol. The main content area is titled 'Books by Title - W' and shows 143 books. Two books are visible:

- Wintrobe's Atlas of Clinical Hematology**  
Tkachuk, Douglas C.; Hirschmann, Jan V.  
Lippincott Williams & Wilkins, 2007  
ISBN: 0-7817-7023-8  
+ Annotate Buy Print + My Projects
- Wintrobe's Clinical Hematology (13th Edition)**  
Greer, John P.; Arber, Daniel A.; Glaser, Bertil; More  
Lippincott Williams & Wilkins, 2014  
ISBN: 978-1-4511-7268-3  
+ Annotate Buy Print + My Projects

The screenshot shows a detailed view of a scanning electron micrograph (SEM) of a moving neutrophil. The image shows the cell's morphology, including pseudopodia and flagella. A scale bar indicates 5 μm. The caption reads:

**FIGURE 7.22. Scanning electron micrograph of a moving neutrophil.** The contraction wave is observed as a constriction (black solid arrow) and a convex (black dashed arrow) area. The advancing pseudopodium (PP) is seen being pushed out in the direction of movement (white arrow). Pseudoflagellae (PF) are seen in the rear of the cell. (From Senda H, Tamura H, Shibata H, Yoshitake J, Konko K, Tanaka K. The mechanism of the movement of leucocytes. Exp Cell Res 1975;91:393, with permission.)

Below the image, there is a paragraph of text discussing the role of gelatin in neutrophil chemotaxis and the mechanism of movement of leucocytes.

# What is on Ovid?

Over 1,200 Journals, including:

- Critical Care Medicine
- Pain – NEW!
- Current Opinion in Critical Care
- Diabetes
- Diabetes Care
- Hypertension
- Spine
- Neurology
- Shock
- Neurology Now
- Diabetes, Obesity and Metabolism Supplement
- Anesthesiology
- Transplantation
- Circulation

No Embargoes!\*

Ovid®  
Search Journals Books Multimedia My Workspace Links OvidMD EBP Tools

Journal Name  
Find Citation

1-50 of 349 journals

**A&A Case Reports**  
ISSN: 2325-7237  
Years Covered: 2013-2016  
Issues: 59  
Subscribed to Full Text  
Publish Ahead of Print Available  
About My Favorites RSS eTOC

**AACN Advanced Critical Care**  
ISSN: 1559-7768  
Years Covered: 2006-2016  
Issues: 40  
Subscribed to Full Text  
About My Favorites RSS eTOC

Ovid®  
Search Journals Books Multimedia My Workspace Links OvidMD EBP Tools

Journals A-Z > A&A Case Reports - Vol 6 February 15, 2016

Enter Keywords  
All Issues  
Search

Advanced Search

**A&A Case Reports**  
Volume 6(4) pgs. 77-105 February 15, 2016  
ISSN: 2325-7237  
(C) 2016 International Anesthesia Research Society

**Direct Laryngoscopy and Endotracheal Intubation Complicated by Anterior Tracheal Laceration Secondary to Protrusion**  
pg. 77-79  
DOI: 10.1213/AAO.0000000000000235  
Warner, Matthew A. MD; Fox, Jonathan F. MD  
Report  
Abstract PDF Full Text My Projects

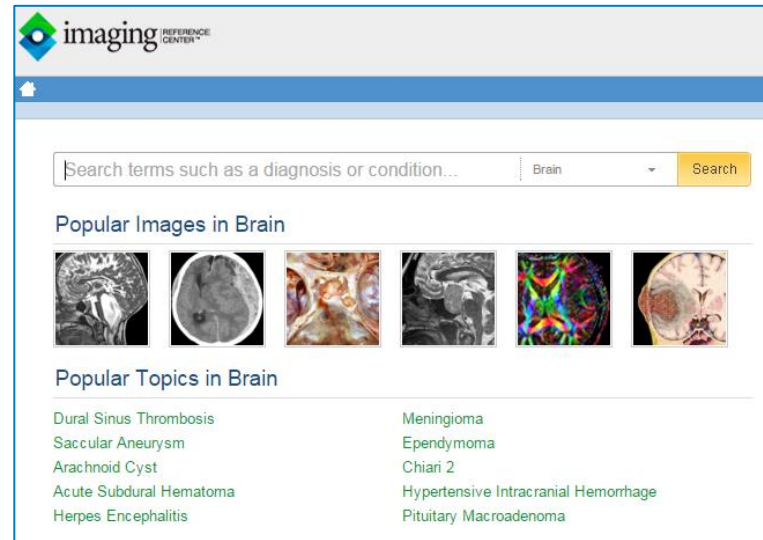
# What is on Ovid?

Over 130 Databases, including:

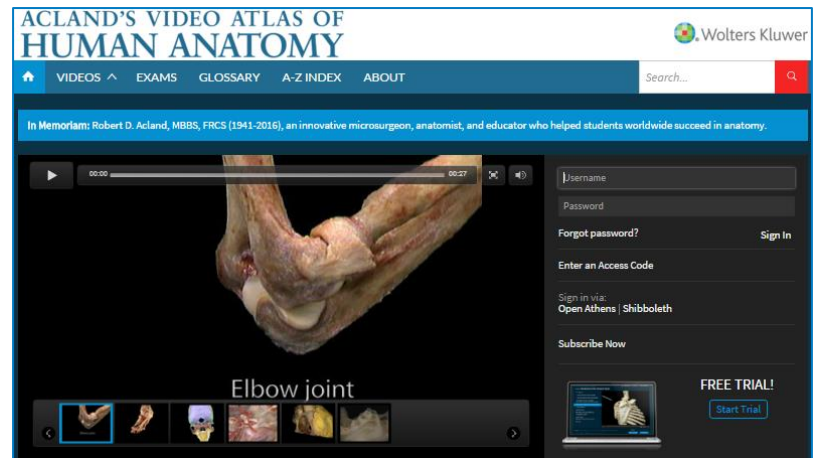
- EBMR
- EMBASE
- Ovid Medline
- Open Access Medline
- PsycINFO
- CAB
- JBI

Other resources:

- Visible Body
- Amirsys



The screenshot shows the 'imaging REFERENCE CENTER' website. It features a search bar with the placeholder text 'Search terms such as a diagnosis or condition...' and a dropdown menu currently set to 'Brain'. Below the search bar, there are two sections: 'Popular Images in Brain' which displays a row of six medical images, and 'Popular Topics in Brain' which lists several conditions: Dural Sinus Thrombosis, Saccular Aneurysm, Arachnoid Cyst, Acute Subdural Hematoma, Herpes Encephalitis, Meningioma, Ependymoma, Chiari 2, Hypertensive Intracranial Hemorrhage, and Pituitary Macroadenoma.



The screenshot shows the 'ACLAND'S VIDEO ATLAS OF HUMAN ANATOMY' website. The main content area features a video player displaying a 3D anatomical model of an elbow joint. Below the video player is a navigation bar with several thumbnail images. To the right of the video player is a sidebar with a search bar and a login section. The login section includes fields for 'Username' and 'Password', a 'Forgot password?' link, and a 'Sign In' button. Below the login section is a 'Subscribe Now' button and a 'FREE TRIAL!' offer with a 'Start Trial' button. The website header includes the title 'ACLAND'S VIDEO ATLAS OF HUMAN ANATOMY' and the Wolters Kluwer logo.

# Research On Ovid

The screenshot displays the Ovid workspace interface. At the top, there are navigation tabs: Search, Journals, Books, Multimedia, My Workspace (selected), Links, OvidMD, and EBP Tools. Below the tabs is a search bar with the text 'Search terms entered' and a search button. The main content area shows a list of projects under 'AP ( Edit | Delete )' with '0 Folder(s) 3 Item(s)'. A table lists projects with columns for Name, Items, and Modified. The 'AP' project has 3 items and was modified on 2015-May-04. Below the table are options to 'Select All', 'Print', 'Email', 'Export', and 'Remove'. The search results are sorted by '10 Per Page' and show two items. Each item includes a thumbnail image, a title 'A., P.', a book title 'Illustrated Clinical Anatomy', and an AN number. Item 1 has AN: 01694330-2nd\_Edition-4-1-Introduction-FF39 and a size of 0.109 MB. Item 2 has AN: 01694330-2nd\_Edition-4-1-Introduction-FF38 and a size of 0.106 MB. Each item has a 'Download' button and a 'Find Related Media' button. To the right of each item is a menu with options: 'Ovid Full Text', 'Complete Reference', and 'Internet Resources'. On the left side of the interface, there are sections for 'Manage Projects', 'Archived Projects', and 'Trash'. The 'Trash' section is empty and shows a message: 'Empty Trash now. Messages that have been in Trash more than 30 days will be automatically deleted.' Below the message are links for 'Deleted Items' and 'Deleted Folders', both dated 2014-Aug-05.

- Automatically receive saved searched via email or RSS with **AutoAlerts** whenever new articles matching your search criteria become available.
- Ovid's **eTOCs** track and alert users to newly loaded journal issues.
  - Natural language searching = relevant
  - Mapping to controlled vocabulary = precise
  - One search across any combination of resources
  - Seamless linking to full text subscriptions



# LWW Journals

# LWW Journals

- Lippincott Williams & Wilkins (LWW) publishes over 280 journals and newsletters in over 60 medical specialties.
- Of these nearly 40% are society-owned titles where LWW is the trusted publishing partner.
- Over 60% of the titles published by LWW have JCR Impact Factors with many of the titles being ranked in the top quartile of their specialty.
- Journal iPad apps also available

# LWW Portfolio Impact Factor Highlights

Lippincott Williams & Wilkins (LWW) publishes over 280 journals and newsletters in over 60 medical specialties.

Five number one ranked journals in their Specialty:

- *Anesthesiology* (Anesthesiology)
- *Annals of Surgery* (Surgery)
- *Circulation* (Peripheral & Vascular Disease)
- *Journal of Head Trauma Rehabilitation* (Rehabilitation).
- *Circulation Research* (Hematology)
- **In the top 5 rankings,**  
LWW holds **29 spots across 22 specialties**
- **In the top 10 rankings**  
LWW holds **60 spots across 38 specialties**




# LWW Portfolio Impact Factor Highlights

## Most Cited Journals in **Anesthesiology**:




### *Anesthesiology*

published on behalf of the American Society of Anesthesiologists  
IF= 6.168, #1 in Anesthesiology\*



### *Pain*

published on behalf of the International Association for the Study of Pain  
IF= 5.213, #2 in Anesthesiology\*



### *Anesthesia & Analgesia*

published on behalf of the International Anesthesia Research Society  
IF = 3.472, #5 in Anesthesiology\*

Total Six top 10 titles in the Anesthesiology category

# LWW Portfolio Impact Factor Highlights


## Most Cited Journals in **Critical Care**:



### *Critical Care Medicine*

published in conjunction with the Society of Critical Care Medicine

IF= 6.312, #4 in Critical Care Medicine\*



### *Shock Injury, Inflammation and Sepsis*

IF = 3.045, #9 in Critical Care Medicine\*



### *Journal of Trauma: Injury, Infection, Critical Care*

published on the behalf of the American Heart Association

IF = 2.736, #10 in Critical Care Medicine\*

Total three top 10 and five top 20 titles in this category

# LWW Portfolio Impact Factor Highlights


## Most Cited Journals in **Peripheral Vascular Disease**:



### *Circulation*

published on behalf of the American Heart Association

IF= 14.430, #1 in Peripheral Vascular Disease\*



### *Circulation Research*

published on the behalf of the American Heart Association

IF= 11.019, #2 in Peripheral Vascular Disease\*



### *Hypertension*

published on the behalf of the American Heart Association

IF = 6.480, #3 in Peripheral Vascular Disease\*

Total seven top 10 and nine top 20 titles in this category

# LWW Portfolio Impact Factor Highlights

## Most Cited Journals in **Infectious Diseases**:



*AIDS*

IF= 5.554, #7 in Infectious Diseases\*



*Current Opinion in Infectious Diseases*

IF= 5.006, #9 in Infectious Diseases\*



*JAIDS: Journal of Acquired Immune Deficiencies*

IF = 4.556, #10 in Infectious Diseases\*

Total three top ten and four top 20 titles in this category

# LWW Portfolio Impact Factor Highlights

## Most Cited Journals in **Surgery**:



### *Annals of Surgery*

affiliated with the American Surgical Association and the European Surgical Association

IF= 8.327, #1 in Surgery\*



### *American Journal of Surgical Pathology*

affiliated with The Arthur Purdy Stout Society of Surgical Pathologists and The Gastrointestinal Pathology Society

IF= 5.145, #7 in Surgery\*

Total two top 10 and four top 20 titles in this category



# LWW Journal Collections

- *Clinical Journal Package*

14 leading clinical journals from LWW plus New England Journal of Medicine

- *LWW Current Opinion Collection*

Covers medical subspecialty with 24 key journals. Revealing insight and expert commentary from the leading authorities in each relevant specialty

- *LWW High Impact Collection*

An essential base of over 50 highly cited journals with high impact factors as determined by annual Journal Citation Reports

- *LWW Subject Area Collections*

Oncology, Radiology, Surgery, Pediatrics, Hematology, Neurology, Gynecology, Nursing, Critical Care

# Open Access

# Medknow - Open Access Journals on Ovid

- More than 370 journals
- 335 Total associations / societies
- 153,547 Total articles
- 144,364 Full text articles
- 11,176 Manuscripts submitted in '16
- 3,970,416 Articles downloaded in Feb '16

[Press Releases](#) | [Newly launched journal sites](#) | [Careers with Medknow](#) | [Contact us](#)



## Medknow

“Transforming  
Research  
into Knowledge”

Advertisement

An advertisement banner for Medknow Reprints. It features the Wolters Kluwer logo on the left, the text "Enhance your Success with Medknow Reprints" in the center, and the Medknow logo on the right. Below the main text is the contact email "Contact reprints@medknow.com to discuss your requirements". There is also a small graphic of several books stacked on the right side of the banner.

Wolters Kluwer

Enhance your Success with Medknow **Reprints**

Contact reprints@medknow.com to discuss your requirements

Medknow

# Wolters Kluwer offers a variety of open access options to best serve the needs of authors



Most LWW subscription journals allow authors to comply with their funder mandates by offering open access options. This is known as: **HYBRID OPEN ACCESS**

We are launching **GOLD OPEN ACCESS JOURNALS**. These journals are fully Open Access and no subscription is required. Journals charge Article Processing Charges (APCs) from founders to publish papers as open access.

We publish an open access mega journal that publishes a large volume of high quality articles on a continuous basis:

**MEDICINE ( IF 5.723);**

**Ranked #15 in category general medicine.**

# Recently launched LWW Open Access Journals



*Medicine*

- Open Access from 2014



*Neurology:  
Neuroinflammation  
and Neuroimmunology*

- Launched April 2014
- Flagship journal: *Neurology*



*PRS Global Open*

- Launched April 2013
- Flagship journal: *Plastic and Reconstructive Surgery*



*Neurology: Genesis*

- Launched April 2015
- Flagship journal: *Neurology*




*Transplantation Direct*

- Launched March 2015
- Flagship journal: *Transplantation*

# LWW Books

# Top LWW Books


## Oncology



### DeVita, Hellman & Rosenberg's Cancer: Principles & Practice of Oncology ( 10e edition)

This book has been acclaimed by the worldwide medical community as the standard-setting oncology reference. More than 400 respected luminaries explore today's most effective strategies for managing every type of cancer by stage of presentation - discussing the role of all appropriate therapeutic modalities as well as combined-modality treatments.

4 Stars Doody Rankings



### Cancer of the Thoracic Cavity: From Cancer: Principles and Practice of Oncology, 10th Edition

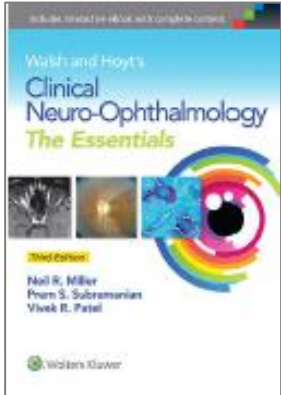
Vincent T DeVita, Theodore S. Lawrence and Steven A. Rosenberg

The book covers all aspects of oncology with a focus on malignancy of the thoracic cavity. Biology, treatment, prevention, and the latest developments are covered in detail and beautifully presented. The chapters are well organized and the references are pertinent and comprehensive.

4 Stars Doody Rankings

# Top LWW Books

## Ophthalmology

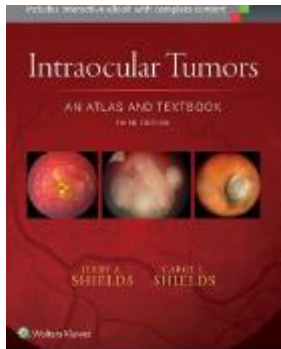


### Walsh and Hoyt's Clinical Neuro-Ophthalmology: The Essentials, 3rd Edition

Neil R. Miller, Prem Subramanian and Vivek Patel

The book breaks the field down into sections based location, starting at the lids and finishing with the afferent and efferent systems, and further subdividing topics etiologically. While it has excellent charts and tables, this book excels in the online videos, which are particularly helpful for the sections on nystagmus.

4 Stars Doody Rankings



### Intraocular Tumours: An Atlas and Textbook, 3rd Edition

Jerry A. Shields and Carol L. Shields

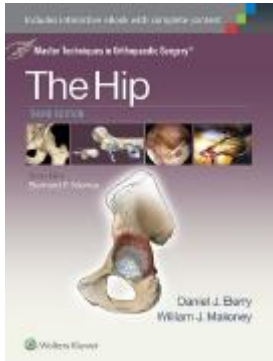
For outstanding visual clarity in ocular diagnosis ...nothing else comes close. In this updated and revised third edition, world-renowned authorities at the Wills Eye Hospital provide outstanding guidance on recognition, evaluation, and treatment of ocular tumours, highlighted by more than 2,500 stunning photographs and surgical drawings.

5 Stars Doody Rankings



# Top LWW Books

## Orthopaedic Surgery



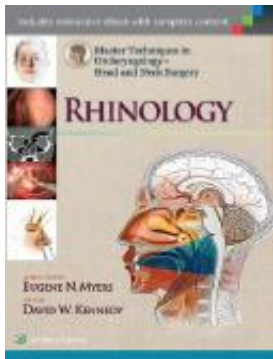
### Master Techniques in Orthopaedic Surgery: The Hip, 3rd Edition

Daniel J. Berry and William Maloney

Intended for residents, fellows, and practicing orthopedic surgeons to “serve as a guide” in understanding and adapting new techniques with greater efficiency and safety.” The book is divided into six parts including arthroplasty and nonarthroplasty approaches, primary and revision arthroplasty procedures, and special revision techniques

4 Stars Doody Rankings

## Otorhinolaryngology



### Master Techniques in Otolaryngology-Head and Neck Surgery Rhinology

David W. Kennedy

This new volume in the Master Techniques in Otolaryngology series offers both the specialist and generalist a tightly focused, practical, and authoritative approach to more than 40 common and advanced procedures in rhinology.

5 Stars Doody Rankings

# LWW books on Ovid platform

- Access to more than 1,500 books from LWW including textbooks and handbooks
- Two models in content delivery: annual subscription or purchase scheme
- Collection or individual titles offer according customer requirements. Top ranked books assessed by Doody's are available as collections.

Ovid® Wolters Kluwer

My Account My PayPerView Support & Training Help Logoff

Search Journals **Books** Multimedia My Workspace Links OvidMD EBP Tools

☰ Q 📧 Email Link ☰ ☰ ☰

**Title** **Subject**

All A B C D E F G H I

J K L **M** N O P Q R S

T U V W X Y Z #

### Books by Title - M

620 Books

M.D. Anderson Manual of Medical Oncology, The	MD Anderson Surgical Oncology Handbook, The (5th Edition)	The M.D. Anderson Surgical Oncology Handbook, The (4th Edition)	MR Cholangiopancreatography: Atlas with Cross-Sectional Imag...	MR Imaging in White Matter Diseases of the Brain and Spinal ...	MR and CT Perfusion Imaging: Clinical Applications and Theor...	MRI Atlas: Orthopedics and Neurosurgery - The Spine
					<b>Cover Image Currently Unavailable</b>	
MRI: Basic Principles and Applications (3rd Edition)	MRI Normal Variants and Pitfalls	MRI and CT of the Female Pelvis	MRI and CT of the Cardiovascular System (3rd Edition)	MRI and CT of the Cardiovascular System (2nd Edition)	MRI of the Liver: Imaging Techniques, Contrast Enhancement, ...	MRI of the Musculoskeletal System (6th Edition)

# Professional Resources

# LWW Health Library



Grzegorz Proszczuk



Welcome, Grzegorz!

Access Provided By:

University of Zagreb, School of Medicine

My Account

CHOOSE YOUR DISCIPLINE:

PHARMACY

MEDICAL EDUCATION

ANESTHESIOLOGY

PROOFING

ORTHOPAEDIC SURGERY

SURGERY

ONCOLOGY

OCCUPATIONAL THERAPY

PHYSICAL THERAPY

SPEECH, LANGUAGE,  
HEARING

EMERGENCY MEDICINE

CLERKSHIP/CLINICAL  
ROTATIONS

# LWW Health Library

- LWW Health Library delivers trusted health science education and clinical content directly to students, faculty, residents and staff through a single portal – complete with interactivity and multimedia ancillaries.
- In addition to medical schools and hospitals, these resources are a must-have for related educational and residency programs including surgical services, physical therapy, osteopathic medicine and pharmaceutical science.
- By providing online access to essentials texts, procedure videos, real-life case studies and quiz banks, you will feel assured to have the resources you need to effectively support your students and residents foundational learning and clinical practice.

EMERGENCY MEDICINE TEXTS VIDEO SELF ASSESSMENT

## Welcome to the Health Library

We've enhanced your teaching and learning experience. Search or browse our site to see how!

Search

Search Emergency Medicine

ADVANCED SEARCH

OR

# LWW Health Library

## Accessing Content: SUBJECT BASED NAVIGATION

The screenshot displays the LWW Health Library website interface. At the top left is the 'LWW Health Library' logo, and at the top right is the 'Wolters Kluwer' logo. A dark blue navigation bar contains the following menu items: 'MEDICAL EDUCATION' (with a dropdown arrow), 'TEXTS' (circled in red with a red arrow pointing to the 'ANATOMY' section below), 'VIDEO & AUDIO', 'SELF-ASSESSMENT', 'CASES', 'CLINICAL SKILLS', and 'RESOURCES' (with a dropdown arrow). Below the navigation bar is a search bar with the placeholder text 'Search Medical Education', a search icon, and an 'ADVANCED SEARCH' button. The main content area is titled 'TEXTS' and features a left-hand sidebar with a list of subjects: ALL, Anatomy, Behavioral Science, Biochemistry, Embryology, Epidemiology, Genetics, Histology, Intro to Clinical Medicine, Microbiology/Immunology, Neuroscience, Pathology/Pathophysiology, Pharmacology, Physical Examination, Physiology, and Review. The 'ANATOMY' section is highlighted with a blue bar. Under 'ANATOMY', four book covers are displayed with their titles and authors: 'Clinically Oriented Anatomy, 7e' by Keith L. Moore, Keith L. Moore, Arthur F. Dalley, II, Arthur F. Dalley, II, and Anne M. R. Agur, Anne M. R. Agur; 'Grant's Atlas of Anatomy, 13e' by Anne M.R. Agur, Arthur F. Dalley II; 'Grant's Dissector, 15e' by Patrick W. Tank; and 'Neuroanatomy: An Atlas of Structures, Sections, and Systems, 8e' by Duane E. Haines. Below the 'ANATOMY' section is the 'BEHAVIORAL SCIENCE' section, which shows the cover of 'Behavioral Science in Medicine' by Barbara Finken.

quick navigation through titles in your collection(s) by clicking "Texts"

# LWW Health Library

## SEARCH RESULTS “thrombosis”

**MEDICAL EDUCATION** TEXTS VIDEO & AUDIO SELF-ASSESSMENT CASES CLINICAL SKILLS RESOURCES

Search Medical Education  **Q** **ADVANCED SEARCH**

SEARCH RESULTS FOR **thrombosis**

**NARROW**

**SUBJECT**

- Anatomy (15)
- Biochemistry (5)
- Epidemiology (6)
- Genetics (9)
- Histology (5)
- Intro to Clinical Medicine (8)
- Microbiology/Immunology (4)
- Neuroscience (3)
- Pathology/Pathophysiology (203)
- Pharmacology (109)

**CONTENT**

- Texts (420)

**MEDIA**

- Image (39)

SHOWING 1 — 20 OF 459

**Chapter 22: Pharmacology of Hemostasis and Thrombosis**

Subject: Pharmacology | Content: Texts

*Principles of Pharmacology: The Pathophysiologic Basis of Drug Therapy, 3e*

**Image and Thumbnails**

**Image**

Content: Image

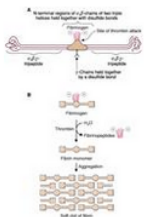


Figure 45-2. Cleavage of fibrinogen results in clot formation. A. Fibrinogen, the precursor protein of fibrin, is formed from two triple helices joined together at their N-terminal ends. The  $\alpha$ ,  $\beta$ -peptides are held together by disulfide bonds, and the  $\gamma$ -peptides are joined to each other by disulfide bonds. The terminal  $\alpha$ ,  $\beta$ -peptide regions, shown in red, contain negatively charged glutamate and aspartate residues that repel each other and prevent aggregation. B. Thrombin, a serine protease, cleaves the terminal portions of fibrinogen that contain negative charges. The fibrin monomers can then aggregate and form a “soft” clot. The soft clot is subsequently cross-linked by another enzyme.

View in context: *Marks' Basic Medical Biochemistry: A Clinical Approach, 4e* > Blood Plasma Proteins, Coagulation, and Fibrinolysis

**Results by Subject, Media, Text or Tags**

**Image**

Content: Image

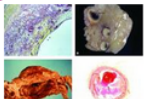


FIGURE 10-15. Complications of atherosclerosis. A. Fibroinflammatory lipid plaque. Microscopic features of plaque erosion (arrowheads) and fissure formation (arrow). B. Fibroinflammatory lipid plaque with occlusive luminal thrombosis (arrow). C. Abdominal aortic aneurysm with

View in context: *Rubin's Pathology: Clinicopathologic Foundations of Medicine, 6e* > Blood Vessels

**Highlighted Key Terms**

**Image and Thumbnails**

**Results by Subject, Media, Text or Tags**

# 5 Minute Consult



Fastest resource to obtain the most likely diagnosis, treatment, and management for thousands of diseases.

- Widely used to by primary care practitioners to solve the problem of getting quick answers before, during and after the patient experience.

The screenshot shows the 5 Minute Consult website interface. At the top, there is a navigation bar with the 5 Minute Consult logo and the text 'CONSULT Rapid, Reliable Results. For the best patient care.' To the right of the logo is a 'Go to: 5 Minute Pediatric Consult' button. Below the navigation bar is a menu with categories: Diseases & Conditions, Algorithms & Charts, Lab Tests, Drugs, Images, Procedures & PT, Patient Handouts, and My 5MinuteConsult. The main content area features a central image of a healthcare professional using a tablet. To the left of the image is a blue box with the text: 'Internet Point-of-Care CE Credit NOW AVAILABLE! Are you a nurse practitioner looking to earn CE credits as you treat your patients with no additional cost? 5minuteconsult.com now earns you CE credits as you search the content.' To the right of the image is a white box with the text: 'Search thousands of diseases and conditions in 30 seconds or less. 30-Day Free Trial Subscribe Now'. Below the central image is a video player with the text 'Watch the video tour'. To the right of the video player is a section for '5MC Mobile' with the text: 'Get quick answers to your on-the-go questions on your smartphone. Go to 5minuteconsult.com on your phone's browser and sign in. Click HERE to learn more!'. At the bottom right, there is a search bar with the text 'Try a Search Now...' and a 'SEARCH' button. Below the search bar is a dropdown menu with 'All Content' and a 'Pediatric Only' checkbox. At the very bottom right, there is a quote: 'The website is excellent. The search is easy and the information I need is given without having to weed through a bunch of literature or articles.' and a Facebook icon with the text 'Join us on Facebook'.





# 5 Minute Consult

- **Diseases & Conditions** – 2,000+ topics
- **Point-of-Care CME/CE** - .5 credits while you treat your patients and search
- **Drugs** – A to Z drug monographs from Facts & Comparisons;
- More than 1,250 **patient handouts**
- **Procedure Videos** – more than 200 procedure and physical therapy videos

My 5MinuteConsult >

**View My Continuing Education Activity:**

**CME | CNE**



Diseases & Conditions >

This topic is from *Rosen and Barkin's 5-Minute Emergency*

## Anemia

Paul J. Allegretti

CORE

Email Print Section

### BASICS

- Description
- Etiology

### DIAGNOSIS

- Signs and Symptoms
- Essential Workup
- Tests
- Differential Diagnosis

### TREATMENT

- Pre-hospital
- Initial Stabilization
- ED Treatment
- Medication (Drugs)
- In-patient Considerations

### ONGOING CARE

- Follow-Up Recommendations

### ADDITIONAL READING

CODES

CLINICAL PEARLS

# Learners Digest

## APA: May 16-20, 2015

- Perpetual access to 150 sessions and more than 500 presentations on specialty areas including addiction psychiatry, child & adolescent psychiatry, forensic psychiatry, geriatric psychiatry, and psychosomatic medicine.

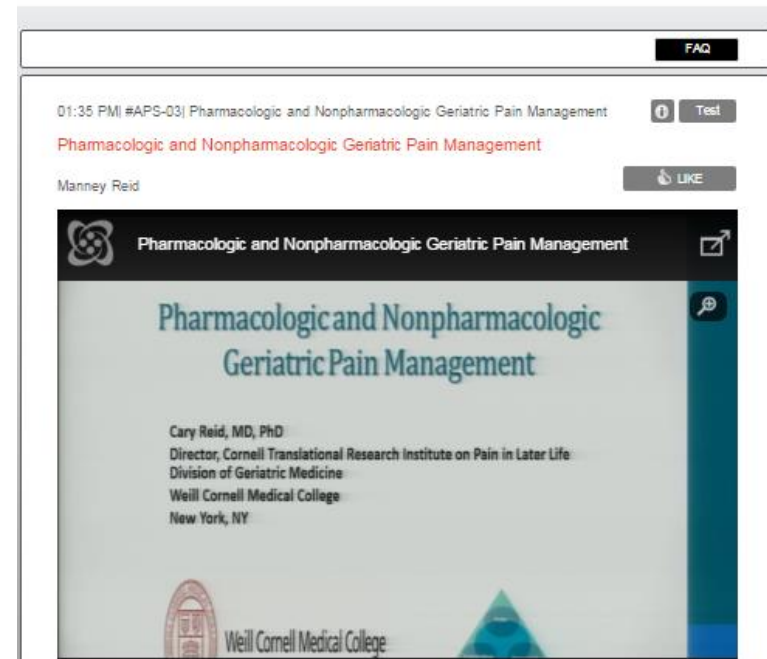
## PAINWeek: Sept 8-12, 2015

- Perpetual access to 130 hours of presentations for healthcare professionals with an interest in pain management

## Digestive Diseases Week: May 16-19, 2015

- Perpetual access to over 500 hours of educational content covering the latest advances in GI research, medicine and technology from each of DDW's sponsoring societies

**PAINWEEK**  
**ON DEMAND**



# OvidDiscovery

- OvidDiscovery is a specialized interface, available exclusively to hospital libraries, for the discovery of biomedical research content.
- Searches on OvidDiscovery unify institutional content offerings from publishers, vendors, and other content aggregators, driving users through organizational content delivery workflows for a seamlessly integrated experience.
- Dramatically improves users' experience by organizing and displaying only the most relevant results.
- Search results are automatically clustered into subject categories, allowing even the most novice users to quickly navigate to the articles they need.

The screenshot displays the OvidDiscovery web interface. At the top, the Ovid logo is on the left, and navigation links for Home, Ovid Discovery, eResources, Citation Matcher, Translator, Journals@Ovid, and Ovid PPV are in the center. On the right, there is a user greeting 'Hello support | My Profile | Log out' and the Wolters Kluwer logo. The main content area is divided into several sections: 1. 'Your Library Logo Here' with 'Library Opening Hours' (Monday-Friday: 8:00 am - 17:30 pm; Saturday: 10:00 am - 14:30 pm; Sunday: Closed) and 'Contact Details' (phone, fax, email, and social media icons). 2. 'Discover: search for articles, books, and more' with a search bar and an 'Advanced Search' link. 3. 'Library eResources: search for items in your holdings' with tabs for All, Journals, Books, and Databases, a search bar, and a 'Browse by letter' grid. 4. 'My Library eResource bookmarks' with a message: 'You have no bookmarks. Go to Library eResources in order to create bookmarks.' 5. 'Bookshelf' featuring three book covers: 'Neurology in Clinical Practice', 'HEART DISEASE', and 'Cummings Otolaryngology'. 6. A 'Tweets' sidebar on the right showing two tweets from @WUHealthOvid. 7. A 'What's New: MedlinePlus' section at the bottom right.

# OvidDiscovery

## Why OvidDiscovery?

Enables users to search across all resources, using a single search interface:

- Metadata for over 100 million scholarly e-resources: articles, chapters, journals, books, videos, images and more
- More than 1,110,000 unique content sets
- 53,000 publishers and aggregators collections
- Over 45,000 unique Open Access titles; 7 million records
- Local, commercial, open access pre-harvested content
- Full-text indexing of LWW content!
- Daily updates of both index and knowledgebase

# Sales engineering – access facilitate

# Access to Ovid – dedicated landing page















NAZARBAYEV UNIVERSITY

LWW High Impact Collection

Wolters Kluwer

Journals A-Z Help & Training Contact

Search All Journals Search Advanced Search

 <p>A&amp;A Case Reports</p> <p>2013 to present</p> 	 <p>Academic Medicine</p> <p>2000 to present</p> 	 <p>Advances in Anatomic Pathology</p> <p>2001 to present</p> 	 <p>AIDS</p> <p>1997 to present</p> 	 <p>American Journal of Physical Medicine &amp; Rehabilitation</p> <p>1996 to present</p> 	 <p>American Journal of Surgical Pathology</p> <p>1996 to present</p> 	 <p>Anesthesia &amp; Analgesia</p> <p>1922 to present</p> 
 <p>Anesthesiology</p>	 <p>Annals of Plastic Surgery</p>	 <p>Annals of Surgery</p>	 <p>Arteriosclerosis, Thrombosis &amp; Vascular Biology</p>	 <p>Cancer Nursing</p>	 <p>Circulation</p>	 <p>Circulation Research</p>

# Access to Ovid – dedicated landing page



OvidSP

[My Account](#) | [My PayPerView](#) | [Ask a Librarian](#) | [Support & Training](#) | [Help](#) | [Logoff](#)

[Search](#) **Journals** [Books](#) [Multimedia](#) [My Workspace](#) [External Links](#) [OvidMD](#) [EBP Tools](#)

Enter Keywords

This Issue

Search

Advanced Search

[Journals A-Z](#) > [Circulation - Vol 131 March 10, 2015](#)

## Journal Information

American Heart Association

Circulation (1950-2015)

ISSN: 0009-7322

[About This Journal](#)

## Journal Issue List

- 2015 (11)

**Publish Ahead of Print**

March 9, 2015

**Volume 131 (10)**

March 10, 2015 - pg. 843-964,e366-e372

**Volume 131 (9)**

[< Previous Issue](#) | [Next Issue >](#)



Circulation

ISSN: 0009-7322

(C) 2015 by the American College of Cardiology Foundation and the American Heart Association, Inc.

Issue: Volume 131(10) pgs. 843-964,e366-e372 March 10, 2015

[Close Cover](#)

RSS

Email

Email Jumpstart

Select Range

Print

Email

Export

Add to My Projects

Keep Selected

[Clear Selected](#) | [Select Page](#) | [Show Abstracts](#)

50 Per Page

[Circulation: Clinical Summaries: Original Research Put Into Perspective for the Practicing Clinician.](#)

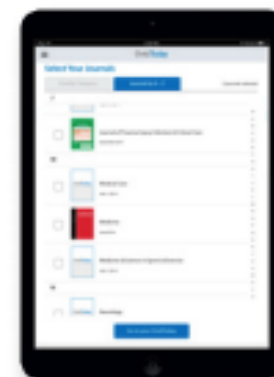
pg. 843-844

- [Ovid Full Text](#)
- [Complete Reference](#)

# OvidToday™

## Browse. Read. Save. Access Anywhere.

- OvidToday, is a free, easy-to-use app for your library's patrons to access your Ovid-subscribed journals, and read, download and save from anywhere.
- Available for both iPad® and Android™ devices\* - OvidToday™ provides instant access to browse through your institution's Ovid journals - including 6 months of rolling content and published ahead-of-print.
- Plus, users can read or save PDF articles and access them offline from anywhere.
- **AVAILABLE AT NO EXTRA COST!**



*Add journals to your reading list - select by category or A-Z*



*Browse journal content and read PDF articles*





# Thank you

Grzegorz Proszczuk

[Grzegorz.Proszczuk@wolterskluwer.com](mailto:Grzegorz.Proszczuk@wolterskluwer.com)



Wolters Kluwer